

# ARABIAN SPAR CO.LTD.

SCAFFOLDING SERVICES  
& ACCESS SOLUTIONS.  
SCAFFOLDING HIRE & SALES.  
HUMAN RESOURCES &  
DEPLOYMENT.



 **SPAR**<sup>®</sup>

*Your Scaffolding Partner*

# ABOUT US



ARABIAN SPAR is one of the leading company providing scaffolding services and access solutions to the clients of oil & Gas, Petrochemical and Infrastructure sector primarily in KSA and in other Middle Eastern countries.

ARABIAN SPAR is well recognized in the industry because of the highest possible quality control system in place which ensures all provided services preforms reliably on site.

All our supplied materials are fully tested for conformance to BS, EN Aramco standards as applicable.

Our expertise ranges from a product of fine engineering skills to a cost effective product / solution. All services and products carries our full guarantee of quality and reliability.

Our world is scaffolding and it's our commitment to design, supply and deliver the highest quality scaffolding to our customers.

## OUR CLIENT OFFERING

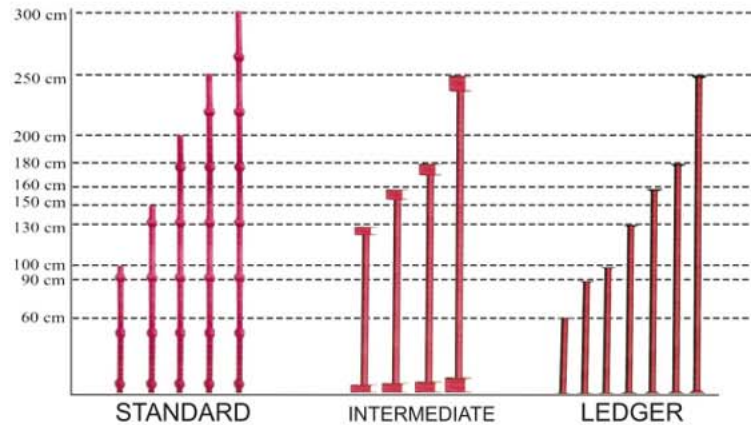
- 1- Contract Scaffolding
- 2- Access Scaffolding Rentals / Sales
- 3- Technical Design & Consultancy.

## OUR PRODUCT

- 1- Modular scaffolding System
- 2- Tube and fitting Scaffolding Systems
- 3- Climbing form system
- 4- Safety Slab edge protector
- 5- Consumable sales

## SUPPORT SERVICES

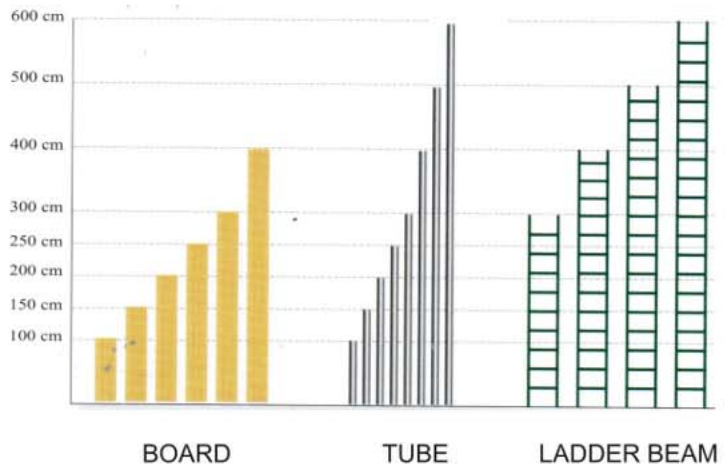
- 1- Design-Specialized Access Scaffold.
- 2- Design-Formwork & false Work
- 3- In House Scaffolding Training
- 4- Heavy Equipment, Transport and Logistics.
- 5- Human Resources and Deployment (manpower Supply)



Use for Post (Standard), Vertical Component of the Scaffold.  
 -SWL:57.24 KN. m to resist axial load @ 2m unbraced  
**Length:**  
 -Size:3.0m, 2.50m, 2.0m, 1.80m, 1.60m, 1.50m, 1.30m, 1.0m, 0.90m, 0.60m

Use to support platform units at mid-section.  
 Sizes: 2.50m, 1.80m, 1.60m, 1.30m, 1.0m, 0.90m, 0.60m

Use for Runner or Transom horizontal component of the scaffold.  
 SWL: 2.09 kn bending moment capacity  
 Sizes: 2.50m, 1.80m, 1.60m, 1.30m, 1.0m, 0.90m, 0.60m



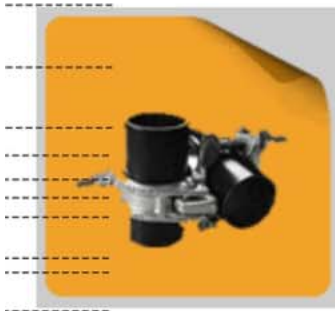
Use mainly as planked level, toe boards, sill or sole boards in the scaffolding.  
 TYPE: laminated vaneer.  
 SIZE: 38mmx 225mm & 50x225. Length up to 4-m (13-fit).  
 SWL: 1.03kn.m to resist bending moment.

Used to- Erect "Tube" & coupler Scaffold Structure (Assorted size -max-6m.  
 TYPE: "Hot dip galvanized" \*BS-1139/EN-39=4mm wall thk, 48.3mm OD, 235N/mm.) yield stress. \*EN-10219= 3.2mm wall then 48.3mm OD, 320 N/mm) (46 ksi) (32 kg/mm<sup>2</sup> yield stress.

Used to- Fix in "Hanger tubes" or Existing "1" Beams to erect a Suspended underhung Bridge/ Bridge Scaffold.  
 TYPE: Fabricated with 48.3-OD Steel tubes.  
 BS-1139/EN-74  
 SWL: Max-Span=6.0m. Central load point=10.36kn, Uniformly Distributed load=17.60kn.



# SCAFFOLD FITTINGS



**DOUBLE COUPLER (DROP FORGED)**

**Application:** Used to connect two Scaffold tubes at 90.  
**Applicable on tube size:**48 mm Dia.  
**SWL:** 9.4 kn(2100 lb)  
**Class B:**



**SLEEVE JOINT (PRESSED)**

**Application:** Used to extend Scaffold tubes externally.  
**Applicable on tube size:**48mm dia  
**SWL:** 0.59 kn (435 lb-ft)  
**Class:** B



**SWIVEL COUPLER (DROP FORGED)**

**Application:** Used to connect two Scaffold tubes at any angle.  
**Applicable on tube size:**48mm Dia  
**Surface Finish:** Cold Zinc Plated  
**SWL:**9.1KN  
**Class :** B



**SPIGOT/JOINT PIN (DROP FORGED PRESSED)**

**Application:** Used to extend Scaffold Tubes internally.  
**Applicable on tube size:**48mm dia  
**Surface Finish:** Cold Zinc plated (Golden Color)



**SINGLE COUPLER (PUTLOG COUPLER)**

**Application:** Used to connect two Scaffold tubes at 90 D.  
**Applicable on tube size:**48 mm Dia  
**Surface Finish:** Cold Zinc Plated  
**SWL:** 0.36 kn (120 lb.)  
**Class :** A



**SPIGOT/JOINT PIN (DROP FORGED PRESSED)**

**Application:** Used to extend Scaffold Tubes internally.  
**Applicable on tube size:**48mm dia  
**Surface Finish:** Cold Zinc plated



**BEAM CLAMP (GRAVLOCK GIRDER COUPLER)**

**Application:** Used to make a suspension or tie point in the Existing structure where scaffold Structure or ties are rigidly attached.  
 (Must be used in pairs)



**ADJUSTABLE BASE JACK (HOLLOW)**

**Application:** Used to place under all Scaffold standard to bear and take the whole weight load the scaffold structure and spread it to the ground or base ensure stability of the scaffold.  
**Pipe OD(mm)** 38mm  
**Size (mm)**660mm long (Base120x120x5mm)



**BRC - BOARD RETAINING COUPLER**

**Application:** Used to secure Scaffold Board  
**Applicable on tube size:**48mm Dia  
**Surface Finish:** Cold Zinc plated



**ADJUSTABLE U-HEAD JACK**

**Application:** Used to used in system scaffold to bear the load vertically & in form work system structure attached with U head  
**SWL: Axial Compression:**30 KN/40KN/57KN

# SCAFFOLD TOOLS & FITTINGS



## ADJUSTABLE BASE JACK (SOLID)

**Application:** Used to place under all scaffold standard to bear and take the whole weight load the scaffold structure and spread it to the ground or base to ensure stability of the scaffold.

**Pipe OD (mm):**38mm  
**Size (mm):**660mm Long (Base 120x120x5mm). SWL: Axial Compression: 30-KN./40-KN./57-KN



## SCAFFOLD CASTOR WHEEL


**Application:** Can be used with any 48.4 mm OD tube and with many systems scaffolds. They are fitted with wheel brakes that cannot be accidentally released, and can be firmly secured to the tube to prevent displacement.



## UNIVERSAL JACK

**Application:** Used to Conjunction with socket base, U head and Drop Head adaptor. Provide 500mm fine & coarse adjustment at the top of bottom of Scaffold.

**Pipe OD (mm):** 38mm  
**Size (mm):**660mm Long (Base 120x120x5mm)  
**SWL:** Axial Compression: 30-KN.L40-KN.57-KN



## STEEL WALKBOARD (WITHOUT HOOKS)

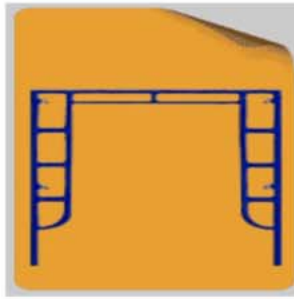
Use to fix safe platform in scaffold structures.

**Type:** steel Board - surface with grip holes (Anti Slip)  
**Standard Specification:** Similar Strength of BS-2482  
**Size:** Width X Length (M)  
 0.225 X 1.20 / 0.225 X 1.80



## FIXED - U - HEAD -

The pipe is of hot rolled steel as per BS-1139 standard.  
 Made from 38mm X 4mm pipe, 100mm length, the size of U is 150 X 170 X 125 X 100, 5, 6, 8 mm.



## WALKTHROUGH FRAME (STRAIGHT SUPPORT)

**Application**  
 Walkthrough Frame (straight support)  
**Size: (mm) :**  
 2006 X 1524, 1930 X 1524, 1219 X 1700  
 1219 X 1930, 914 X 1700



## SOCKET BASE PLATE

A 150x150mm 6mm thick steel plate providing a full bearing surface for load distribution from standards. it has a 50mm high integral spigot and two fixing holes for use on sole plates.



## SCAFFOLD WOODEN BOARD

**Standard:** 38mm x 225mm  
 Available sizes:  
 2.0m, 3.0m, 4.0m  
 Laminated Veneer Lumber-42 mm x 230mm  
 Available sizes:  
 2.0m, 3.0m, 4.0m, 6.0m.



## STEEL PALLET

**Application:** is a steel transport structure with a cage that holds goods in a stable fashion while being lifted by a forklift.



## STEEL WALKBOARD (WITH HOOKS)

Use to fix safe platform in scaffold structures.

**Type:** Steel Board- Surface with Grip holes (Anti Slip)  
**Size:** 38mmX225mm  
**Availale sizes:** Width X length (M)  
 0.228X1.29      0.228X1.50  
 0.228X2.00      0.228X2.50  
 0.228X3.00



# SCAFFOLD TOOLS & ANCILLARY




## GIN WHEEL PULLEY

Used to assist the loading of supplies and equipment on to a scaffold.



## T - BOLT WITH NUT & WASHER (ZINC PLATED)

For dropped forged coupler usage and whenever.



## SCAFFOLD SLEEVING

Heavy duty plastic sleeving tape to slip over scaffold poles  
Printed with high visibility warning stripes



## SCAFFOLDER SAFETY HARNESS

CE approved and conforms to European norm EN 361.



## SCAFFOLDER SPANNER

Scaffolder spanner 7/16" is made specially for use on BS/EN scaffold couplers. it is made from high quality Chrome vanadium steel and heat treated for durable and longer life span.



## SPIRIT LEVEL

Scaffold bridge level (magnetic) made of aluminium  
Specially designed to be used with all types of scaffolding for easy and accurate level reading.



## SCAFFOLDER RATCHET

Scaffolder ratchet 17/21 is made specially for use on BS/EN scaffold couplers. it is made from high quality chrome Vanadium steel and heat treated for durable and longer life span.



## SCAFFOLDER TAG AND HOLDER

To indicate the safety level for scaffolding during erection after completion and also during dismantling.



## TOE END CLIP

For fast and economical retention of the toe boards.



## LADDER CLAMP

Safely and securely clamps a ladder to a scaffold tube. Used in pairs to ensure that a ladder cannot slip or lean.



## **ARABIAN SPAR CO.LTD.**

King Abdullah Road  
Near AYTB Camp-3  
POST BOX 1396, AL JUBAIL 31951  
KINGDOM OF SAUDI ARABIA  
TEL: +966 3 3619096 5-LINES  
FAX: +966 3 3618032  
[info@arabianspar.com](mailto:info@arabianspar.com) [www.arabianspar.com](http://www.arabianspar.com)

### **RIYADH**

Po. Box 4424, Ring Road, Exit-22,  
Faryan Street, Riyadh - 14515  
Mob: +966 (0) 55 3632680  
TEL: +966 (0) 11 2044947  
FAX: +966 (0) 11 2044947  
[info@arabianspar.com](mailto:info@arabianspar.com)

### **DUBAI**

Po Box 115188, Dubai Industrial Park,  
Dubai, United Arab Emirates  
TEL: +971 502199800  
TEL:+97142504403  
FAX: +971 42504405  
[info@spartrade.com](mailto:info@spartrade.com)

### **NEW DELHI**

G-2, Sarita Vihar, Jasola Road,  
New Delhi-110025  
TEL: +91 11 29948001  
FAX: +91 11 32969097  
[info@sparmt.com](mailto:info@sparmt.com)  
[www.sparmt.com](http://www.sparmt.com)